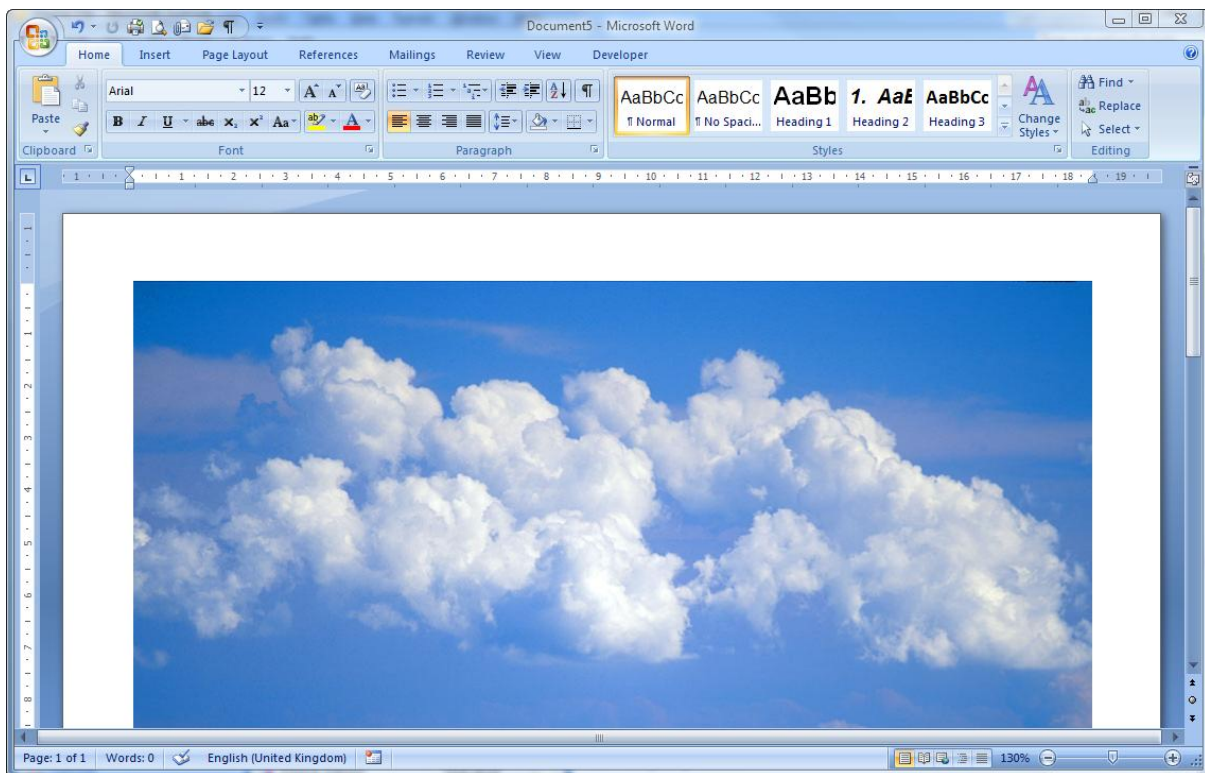


A banner fits across the top of every page on your website and adds colour and interest.

It must be a picture (jpg or gif) of the correct width for your site (740 pixels by default) and ideally no more than 100 pixels high. Here we show how you can make a banner using our free tools and Microsoft Word

1. Download and install ScreenHunter from the free software on the library page of your website.
2. Insert a picture onto a page in Microsoft Word. Make sure the picture is at least as wide as the banner you wish to create and you have used the full width of your screen. In the example below we have inserted a photograph.



3. Add a text box with a transparent background. Choose an attractive font, colours and effects to make the text stand out.



- Run ScreenHunter. Set "To" to create a colour JPEG file
- Press "F6", follow the instructions and mark out a picture of the required width and height (e.g. 740 x 100):



- Import the file into your website and set it as your banner:

Home | Text | Listen | Print | Map Accessibility: Colours ... Text ...

Fife Horizons

... new concepts for the 21st century

- Home
- About
- What's on
- Village life
- In touch
- Members

(c) OCA 2007

About us


Our beautiful village

A walk through the village

Here are some of the main landmarks you will see in a walk through the village.

The church

- The original parish church was built in 1123, though was burnt down in the notorious fire of 1725. The current church dates from 1801.
- Our current minister is Rev John Smith who previously worked as a missionary in Nepal. There is a thriving sunday school and creche.




News

21-Nov-2008
xxxxx
Here is a load of old news

Our lovely village school

- Oldtown Primary School was founded in 1863 and is one of the oldest schools in the area. The current headteacher is Mrs Doris Higgins.
- There are 280 children on the role and Mrs Higgins is supported by 9 teachers, 4 teaching assistants and a school secretary.



Oldtown is well known for its wildlife and, in particular, the avocets that are found in great abundance in and around the estuary of the river. See the Wildlife page for our gallery of wildlife photographs

- Once you have a banner you may want to adjust the layout and colour scheme. Also you may wish to incorporate your logo into the banner.

Bob Crichton

November 2010

Further assistance from bob.crichton@hop.co.uk